



FERTILIZER UPDATE APRIL 2023

Contents



Port Anlaysis

Import Traffic of Fertilizers on Indian ports

Top 5 commodity-wise traffic of Fertilizers on Indian Ports

Major Country-wise Fertilizers Imports

Major Fertilizer Importers

Market Overview And Trends

Highlights

Disclaimer: The information contained in this market update is drawn from wide range of newspapers, business and trade magazines, government, company and industry association websites. While all possible care is taken to verify the correctness and authenticity of information contained in this compilation, no claim to independent authorship of articles is implied or intended. Readers are expected to make their own independent evaluation and verification of information for their use. While all information contained in this report are believed to be correct, the editors of this compilation or J M BAXI do not guarantee the quotes or other data and the same is provided only in good faith.

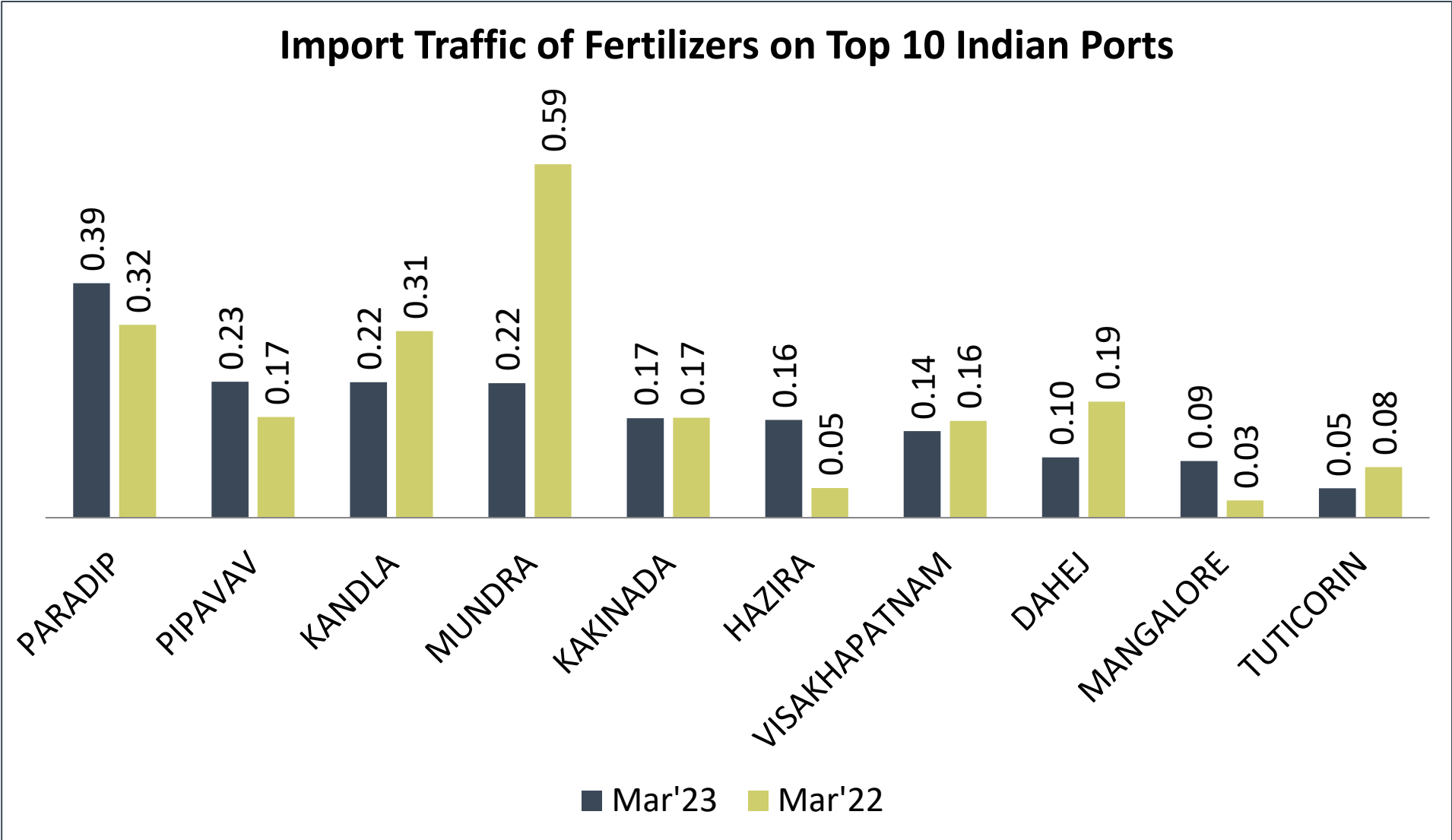
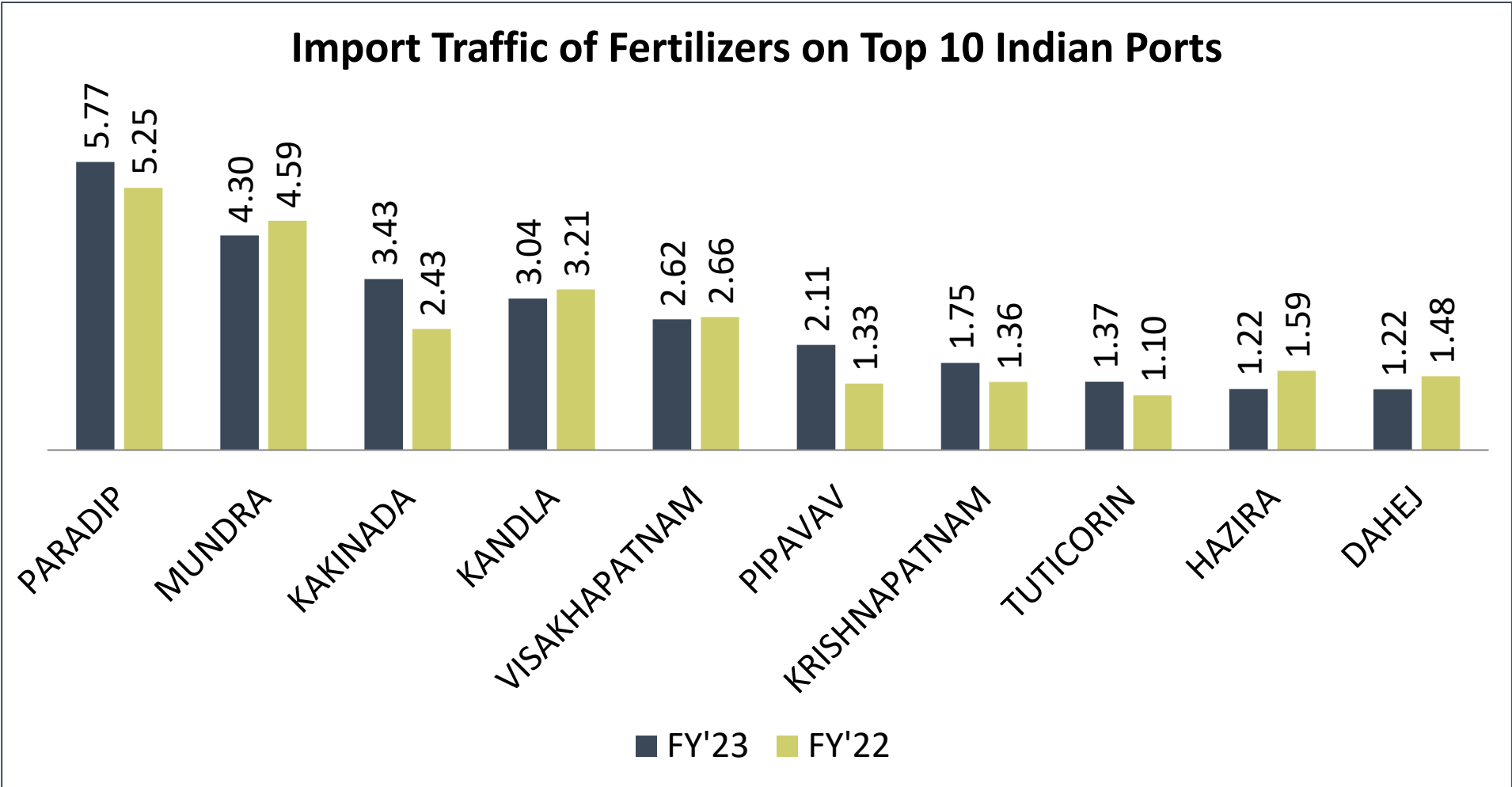


FERTILIZER TRAFFIC INDIAN PORTS



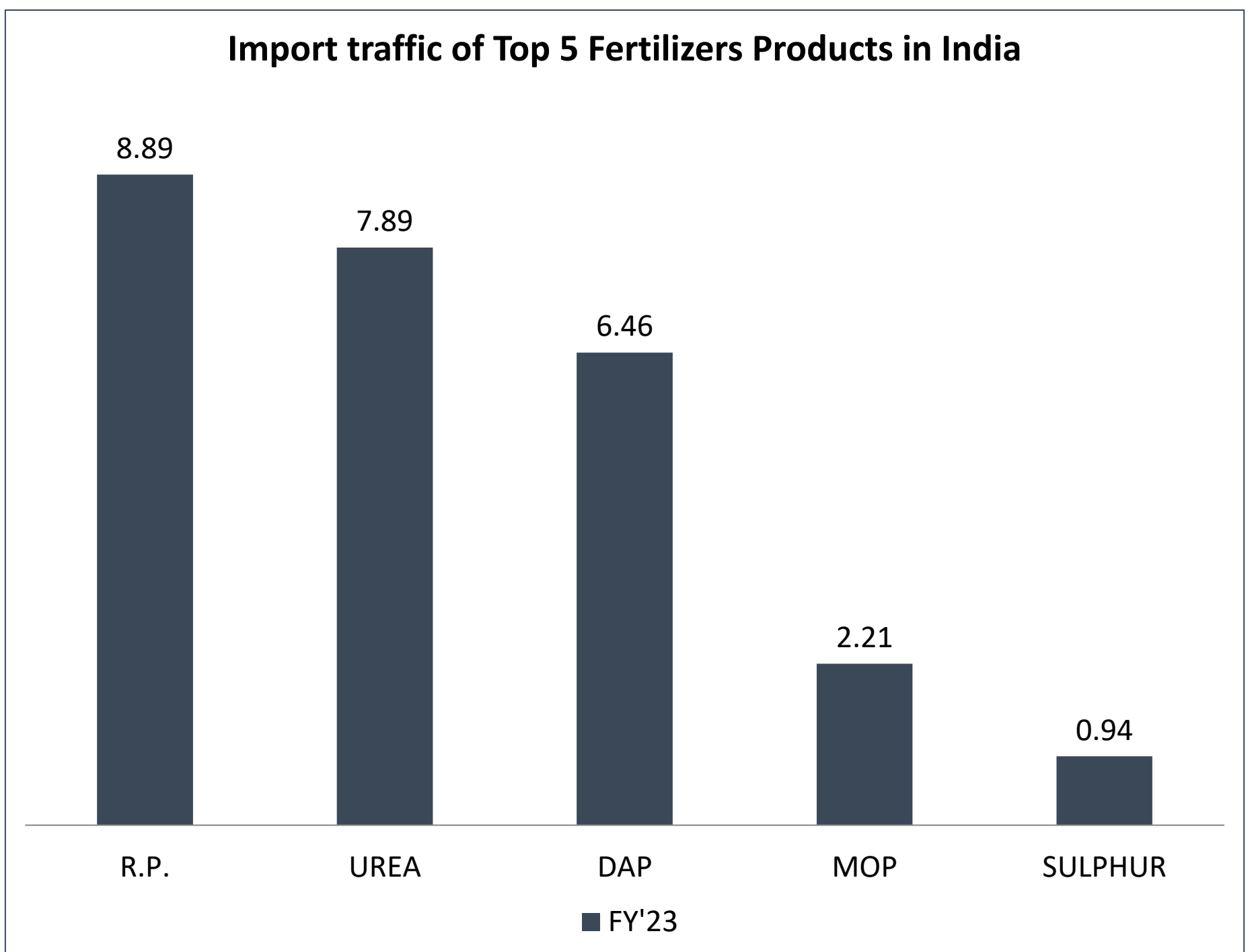
IMPORT TRAFFIC OF FERTILIZERS AT INDIAN PORTS

- Imports of fertilizer in Mar'23 decreased by 28.49% at 1.92 MT as compared to 2.69 MT in Mar'22. The highest recorded import of fertilizers in Mar'23 was in Paradip port at 0.39 MT
- Overall imports of fertilizer in the period of FY'23 saw an increase of 1.48% at 31.06 MT as compared to the same period in the previous year.
- The highest recorded import of fertilizers in FY'23 was in Paradip port at 5.77MT.



Top 5 Fertilizer Commodities Import Traffic

- India imported highest quantities of Rock Phosphate, Di Ammonium Phosphate, Urea, Muriate of Potash, Sulphur in FY'23.
- Paradip port recorded the highest traffic of Rock Phosphate and Sulphur at 4.00MT & 0.71MT resp .
- Mundra port saw the highest traffic of Di Ammonium phosphate and Urea at 1.58 MT and 1.54MT resp.
- Kandla port saw the highest traffic of Muriate of potash at 0.61MT
- The total import of these 5 commodities for FY'23 is 26.39MT



- India imported highest amount of Rock phosphate from Jordan at 4.16MT in the period of FY'23.
- Highest amounts of Urea was imported from Oman at 1.80 MT.
- Di Ammonium Phosphate was imported from Saudi Arabia at 1.61 MT.
- Muriate of potash was imported from Canada at 0.89 MT.
- Sulphur was imported from UAE at 0.45 MT.
- Total Country-wise Imports of Major Fertilizers for FY'23 were 26.39MT.

Major Importers of Fertilizers FY'23

Major Importers of Fertilizers in FY'23	QTY in MT
INDIAN POTASH LTD.	5.61
INDIAN FARMERS FERTILISER COOP. LTD.	5.54
COROMANDEL INTL. LTD.	4.31
KRIBHCO BHARATI CO OP LTD.	1.89
NATIONAL FERTILIZERS CO. LTD.	1.48
PARADIP PHOSPHATES LTD.	1.21
RASHTRIYA CHEMICAL AND FERTILIZER LTD.	1.10
CHAMBAL FERTILISERS AND CHEMICALS LTD.	0.94
GREENSTAR FERTILIZERS PVT. LTD.	0.73
MOSAIC INDIA PVT. LTD.	0.68

A photograph of a large-scale corn harvest at sunset. Several red combine harvesters are visible in a vast field of golden corn. The sky is a warm orange, and the harvesters are kicking up dust or chaff. The text 'MARKET OVERVIEW AND TRENDS' is overlaid on the left side of the image.

MARKET OVERVIEW AND TRENDS

HIGHLIGHTS

01

fertilizer majors sign MoUs with Morocco’s OCP group for 1.7 MT import of soil nutrients

02

IFFCO to export nano urea to 25 nations, expects 30 cr bottles output: MD

03

Govt allows fertilizer marketing entities to file bill of entries for urea imports

04

Govt sets up task force to promote SSP fertilizer



fertilizer majors sign MoUs with Morocco's OCP group for 1.7 MT import of soil nutrients

OCP Group for 1.75 MT import of soil nutrients

- To ensure stability in the supplies of soil nutrients four fertilizer firms – state-run National fertilizers Limited and Rashtriya Chemicals and fertilizers Ltd and Chambal fertilizers and Chemicals Ltd and Paradeep Phosphates Ltd from the private sector– have signed a memorandum of understanding (MoU) with Morocco's OCP Group for annual imports of 1.75 million tonne (MT) of phosphorus (P) and potassium (K) fertilizers.
- As per the MoU, one MT of diammonium phosphate (DAP), 0.7 MT of triple superphosphate (TSP) and 0.05 MT of murate of potash (MOP) will be imported to meet the domestic requirements of the soil nutrients varieties for next one year.
- India has been discussing with several countries including Senegal, Jordan, Israel, Oman, Russia, Canada and Saudi Arabia for ensuring assured supplies of non-urea fertilizer such DAP and NPK from countries.
- The country imports about half of its requirement of DAP. Around 25% of urea and 15% of NPK fertilizer requirements are met through imports. The domestic MoP demand is met solely through imports (from Belarus, Canada and Jordan, etc).
- In October, 2022, Rashtriya Chemicals and Fertilizers Ltd signed MoU with K Plus S Middle East FZE DMCC, a subsidiary of Germany's K+S Minerals and Agriculture GmbH for supply of around 0.1 MT of MOP annually till 2025 at a discounted India specific price.

Source: Financial Express



IFFCO to export nano urea to 25 nations, expects 30 cr bottles output: MD

"Fertiliser major IFFCO Ltd is eyeing nano urea exports to 25 countries and expecting that output is likely to be 30 crore bottles by December 2024, a top company official said on Tuesday

- Fertiliser major IFFCO Ltd is eyeing nano urea exports to 25 countries and expecting that output is likely to be 30 crore bottles by December 2024, a top company official said on Tuesday.
- After Prime Minister Narendra Modi inaugurated the world's first nano urea plant at Kalol in Gujarat last year, the company is exporting the fertiliser product, which has the potential to cut down the use of conventional urea, the most used Nitrogenous fertiliser, by 50 per cent or more, to the five nations, he said.
- A 500-ml bottle of nano urea (liquid) can effectively replace a 45-kg bag of urea, and it is 16 per cent cheaper.
- Nano urea is expected to improve crop productivity, soil health and nutritional quality of produce and address the "imbalanced and excessive use" of conventional fertiliser.

Source: Business Standard



Govt allows fertiliser marketing entities to file bill of entries for urea imports

This new provision was added in the import policy condition of urea. A bill of entry is a legal document filed by importers or customs clearance agents on or before the arrival of imported goods.

- Fertiliser marketing entities (FME), authorised by the government, have been allowed to file bill of entries at Indian ports for import of urea for agriculture purpose on government account, according to a notification of the commerce ministry issued on Tuesday.
- This new provision was added in the import policy condition of urea. A bill of entry is a legal document filed by importers or customs clearance agents on or before the arrival of imported goods.
- "FMEs, authorised by the department of fertilisers, have been allowed to file bill of entries at Indian ports for import of urea (for agriculture purpose) on government account," the directorate general of foreign trade (DGFT) said in notification.

Source: Economic Times



Govt sets up task force to promote SSP fertiliser

The government is promoting the combination of SSP and urea in the ratio of 3:1 in order to encourage its use among farmers.

- The government has set up a task force under the aegis of Fertiliser Association of India to find out ways to improve the quality of Single Super Phosphate (SSP) fertiliser and promote its use as an alternative to Diammonium Phosphate (DAP), Parliament was informed on Friday. In a written reply to the Lok Sabha, Minister of State for Chemicals and Fertilisers Bhagwant Khuba said the consumption of SSP has increased in the country from 44.88 lakh tonnes in 2020-21 to 56.81 lakh tonnes in 2021-22.
- A task force has been formed under the aegis of the FAI which will find out the ways and means to improve the quality of SSP fertilisers, image of the industry and to examine the various issues faced by the industry, he said.
- According to the Minister, the domestic production of SSP has increased to 53.51 lakh tonnes in 2021-22 from 49.16 lakh tonnes in the previous year.

Source: Economic Times

Other Reports for April 2023



J. M. Baxi & Co. Monthly Agri Products Update

J. M. Baxi & Co. Monthly Automotive Logistics Update

J. M. Baxi & Co. Monthly Cement Update

J. M. Baxi & Co. Monthly Chemical Update

J. M. Baxi & Co. Monthly Coal Update

J. M. Baxi & Co. Monthly Container Update

J. M. Baxi & Co. Monthly Cruise Shipping Update

J. M. Baxi & Co. Monthly Veg Oil Update

J. M. Baxi & Co. Monthly Fertilizer Update

J. M. Baxi & Co. Monthly LNG & LPG Update

J. M. Baxi & Co. Monthly Mineral and Metal Update

J. M. Baxi & Co. Monthly Oil and Petroleum Update

J. M. Baxi & Co. Monthly Port Update

J. M. Baxi & Co. Monthly Project Cargo Update

J. M. Baxi & Co. Monthly Steel Update





Research Cell

J. M. Baxi & Co.

Godrej Coliseum, Office No. 801, 8th Floor, "C" wing, Behind Everard Nagar, Off. Somaiya Road, Sion East. Mumbai - 400022 INDIA.

Telephone: +91 . 22 61077100 | Ext 161/145 | Mobile: + 91 . 7506004224 / 7045659111
Email: shwetalk@jmbaxi.com | Website: jmbaxico.com